

How to buy your FFA Jacket

Do you need your own jacket?

In short - Yes! An FFA jacket is an excellent investment into being a part of the FFA at Lincoln, and beyond. Your jacket represents all of the memories you will make as a part of our organization, and if that isn't enough, it is a required part of the Official FFA uniform for all FFA events!

If you plan to; 1) show at a fair, 2) Go to a conference, 3) Join and compete on a CDE or LDE team, or 4) get involved in FFA Leadership roles, you should invest in purchasing your own FFA Jacket.

Sizing;

When you buy an FFA jacket, you have two options. The best option if it will work for you is to buy one of the regular jackets, which come in nominal sizes. These jackets are cheaper, and we have plenty of Chapter jackets you can try on to find your right size.

If a regular jacket will not fit you, then you can get a custom made Tailored Jacket. This requires you to take body measurements. Be aware that if you get a tailored jacket, they will not be able to refund you if it doesn't fit.

There are both Mens and Womens jacket options available. The Chapter only carries men's style Jackets to try on.

The next two pages of this guide contain the measurement guides from National FFA for both Men and Women. The top of each guide lists the body measurements for the nominal jacket sizes. The bottom half of the guides show you how to take your body measurements.

If your body measurements do not match the nominal size jackets, you will use the same measurements to order a tailored jacket.

Cost;

FFA jackets do cost money, but typically can last students their entire FFA Career. The number 1 reason students have to buy an additional FFA Jacket is if they obtain a leadership role above the chapter level, or if they outgrew their original jacket.

A nominal size FFA jacket costs: \$60

A Tailored jacket costs: \$85

Girls need to also get an FFA Scarf; which costs: \$15

Boys need to also get an FFA Tie; which costs: \$15

MALE JACKET GUIDELINES

This information should only be used if a student is between sizes or if you are unsure of what to order. Please note: The average height of a male is 5' 10". The charts below provide you both actual body measurements and actual measurements of the finished jacket. The jacket measurements allow for ease throughout the chest/bust, hem and sleeve areas in order to make the jacket fit comfortably.

Please wear the Official Dress shirt and pant when measuring to ensure proper fit of the Official Jacket. Round up all measurements to the nearest quarter-inch.

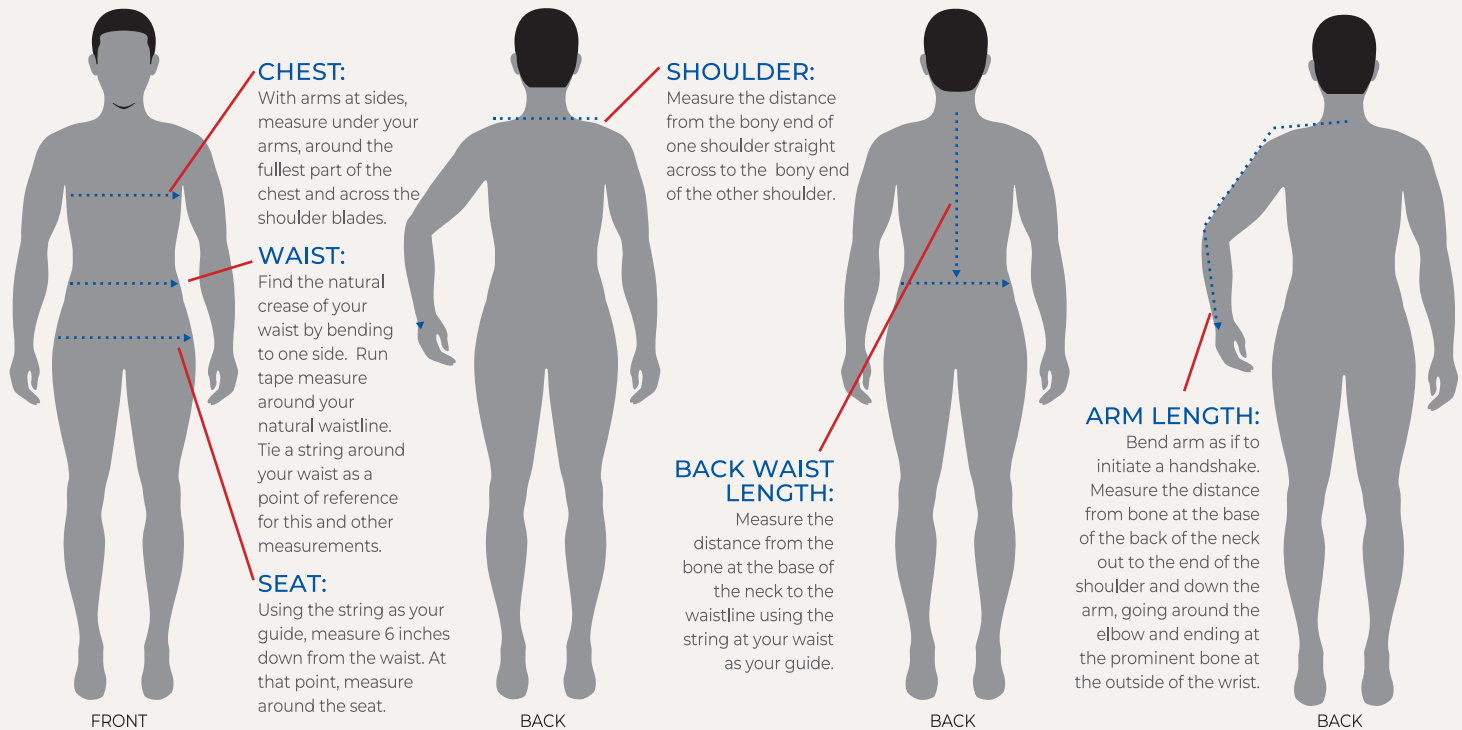
HEIGHT: _____ Standing erect near a wall, without shoes and with heels together, eyes straight ahead. Place a ruler on top of the person's head, level to the floor and mark where it touches the wall. Measure the height of the mark from the floor.

WEIGHT: _____ Weigh person, without shoes, using a standard bathroom scale. Round to the nearest pound.

MALE BODY MEASUREMENTS

Measurements below are the actual average body measurements for each size. Use this chart to determine your size.

JACKET ORDER SIZE	28	30	32	34	36	38	40	42	44	46	48	50	52	54	56	58	60
chest	28	30	32	34	36	38	40	42	44	46	48	50	52	54	56	58	60
seat 6" below waist	29	31	33	35	37	38	39	41	43	45	47	49	51	53	55	57	59
shoulder	13.75	14.75	15.75	16.5	17	17.5	18	18.5	19	19.5	20	20.5	20.875	21.25	21.62	22	22.375
back waist length	15.75	15.75	16.75	16.75	17.75	17.75	17.75	18.75	18.75	18.75	18.75	18.75	19.75	19.75	19.75	19.75	19.75
arm length	28	29	29.75	30.5	31	31.5	32	32.5	33	33.5	33.875	34.25	34.625	35	35.375	35.75	36.125



CHEST: _____ WAIST: _____ SEAT: _____ SHOULDER: _____ BACK WAIST LENGTH: _____ ARM LENGTH: _____

FINISHED MALE JACKET MEASUREMENTS

Measurements below are the finished jacket measurements which provide room for comfort.

JACKET ORDER SIZE	28	30	32	34	36	38	40	42	44	46	48	50	52	54	56	58	60
chest	36	38	40	42	44	46	48	50	52	54	56	58	60	62	64	66	68
hem (seat)	32	34	36	38	40	41	42	44	46	48	50	52	54	56	58	60	62
shoulder	13.75	14.75	15.75	16.5	17	17.5	18	18.5	19	19.5	20	20.5	20.875	21.25	21.625	22	22.375
center waist length	21.75	21.75	22.75	22.75	23.75	23.75	23.75	24.75	24.75	24.75	24.75	24.75	25.75	25.75	25.75	25.75	25.75
sleeve length	29.5	30.5	31.25	32	32.5	33	33.5	34	34.5	35	35.375	35.75	36.125	36.5	36.875	37.25	37.625

FEMALE JACKET GUIDELINES

This information should only be used if a student is between sizes or if you are unsure of what to order. Please note: The average height of a female is 5' 5". The charts below provide you both actual body measurements and actual measurements of the finished jacket. The jacket measurements allow for ease throughout the chest/bust, hem and sleeve areas in order to make the jacket fit comfortably.

Please wear the Official Dress shirt and skirt when measuring to ensure proper fit of the Official Jacket. Round up all measurements to the nearest quarter-inch.

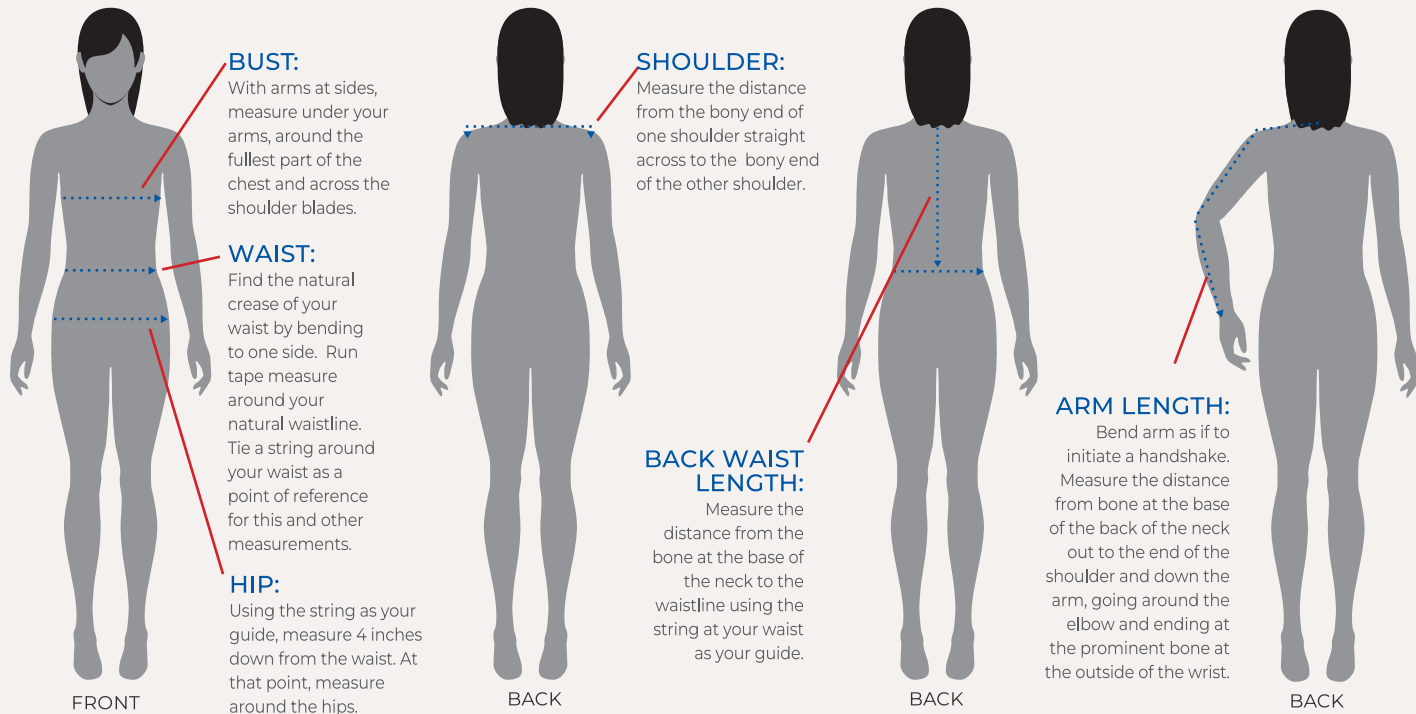
HEIGHT: _____ Standing erect near a wall, without shoes and with heels together, eyes straight ahead. Place a ruler on top of the person's head, level to the floor and mark where it touches the wall. Measure the height of the mark from the floor.

WEIGHT: _____ Weigh person, without shoes, using a standard bathroom scale. Round to the nearest pound.

FEMALE BODY MEASUREMENTS

Measurements below are the actual average body measurements for each size. Use this chart to determine your size.

JACKET ORDER SIZE	28	30	32	34	36	38	40	42	44	46	48	50	52
chest	28	30	32	34	36	38	40	42	44	46	48	50	52
seat 6" below waist	29.5	31.5	33.5	35.5	37.5	39.5	41.5	43.5	45.5	47.5	49.5	51.5	53.5
shoulder	13.875	14.375	14.875	15.375	15.875	16.375	16.875	17.375	17.875	18.375	18.875	19.375	19.875
back waist length	15.625	15.625	16.625	16.625	17.625	17.625	17.625	18.625	18.625	18.625	18.625	19.625	19.625
arm length	27.5	28.25	29	29.5	30	30.5	31	31.5	31.875	32.25	32.625	33	33.375



CHEST: _____ WAIST: _____ SEAT: _____ SHOULDER: _____ BACK WAIST LENGTH: _____ ARM LENGTH: _____

FINISHED FEMALE JACKET MEASUREMENTS

Measurements below are the finished jacket measurements which provide room for comfort.


JACKET ORDER SIZE	28	30	32	34	36	38	40	42	44	46	48	50	52
bust	34	36	38	40	42	44	46	48	50	52	54	56	58
hem (high hip)	32.5	34.5	36.5	38.5	40.5	42.5	44.5	46.5	48.5	50.5	52.5	54.5	56.5
shoulder	13.875	14.375	14.875	15.375	15.875	16.375	16.875	17.375	17.875	18.375	18.875	19.375	19.875
center back length	19.625	19.625	20.625	20.625	21.625	21.625	21.625	22.625	22.625	22.625	22.625	23.625	23.625
sleeve length	29.0	29.75	30.5	31	31.5	32	32.5	33	33.375	33.75	34.125	34.5	34.875

How to buy your FFA Jacket

Ordering;

1. Go to shopffa.org
2. Click on Category → Official Dress
3. Select either Mens or Womens
4. Click on Jackets
5. Select either Official Jacket or Tailored Jacket

6. For the Official Jacket;
 - a. Select your Size
 - b. Click Personalize to open the options area
 - c. Click “Change” next to Chapter Number
 - d. Type in our number “CA0130”
 - e. Fill in the Advisor name with Jacob Willhite
 - f. Put your name for line 1 (members name)
 - g. Leave the other lines blank
 - h. Make sure the State and Chapter on the back are correct (it will automatically put them in when you put in our chapter number.)
 - i. Add your jacket to your cart and a Scarf or Tie and check out! You can ship it directly to your home, you do not need to ship it or buy it through us!



MENS OFFICIAL JACKET

NAVY/36
Item #: 100
SKU #: 100-4036
SIZE: 36



\$60.00

[Add To Cart](#)

[Click Here to PERSONALIZE](#)

CHAPTER NUMBER	[Change]	CA0130
ADVISOR NAME		
FRONT LINE 1 (MEMBER NAME)		
FRONT LINE 2 (OFFICE)		
FRONT LINE 3 (YEAR)		
FRONT LINE 4		
BACK STATE LINE 1		CALIFORNIA
BACK CHAPTER NAME LINE 2		LINCOLN
BACK CHAPTER NAME LINE 3		

7. For the Tailored Jacket
 - a. Follow the same steps as above
 - b. Enter your measurements into the corresponding spots
 - c. Add your jacket to your cart and a Scarf or Tie and check out! You can ship it directly to your home, you do not need to ship it or buy it through us!

[PERSONALIZE](#)

CHAPTER NUMBER	[Change]	
ADVISOR NAME		
FRONT LINE 1 (MEMBER NAME)		
FRONT LINE 2 (OFFICE)		
FRONT LINE 3 (YEAR)		
FRONT LINE 4		
BACK STATE LINE 1		
BACK CHAPTER NAME LINE 2		
BACK CHAPTER NAME LINE 3		
HEIGHT (IN INCHES)		
WEIGHT		
BUST/CHEST		
WAIST		
HIGH HIP/SEAT		
ACROSS SHOULDER		
BACK WAIST LENGTH		
CB NECK TO WRIST		