



Applying For Chapter Degree (AET)

Requirements



- We now use the AET to apply for Chapter Degrees, meaning you **must** meet the requirements
- You can Open your Chapter Degree Application and look at the checklist to see what you may be missing

Student Holds FFA Greenhand Level Degree



- Click on Resume

Profile

Journal

Finances

Reports

AET Student Dashboard

Profile (view all)



Profile, Classes, and
Emergency Info ⓘ



Resume (Goals, success,
transcripts, letters, etc...) ⓘ



Explore SAE, Career
Exploration & Educational
Interest ⓘ



AET Online Exam Center ⓘ

Journal (view all)



Time in your SAE ⓘ



Career Preparation /
Foundational Activities ⓘ



Experience Manager
(SAE) ⓘ



Review your Journal entries

Finances (view all)



Paycheck ⓘ



Degree/Application Manager ⓘ

Student Holds FFA Greenhand Level Degree



- Add the year you got your Greenhand Degree
- Hit Save

Review/Edit

JudgingCard Results

Objective

References

Letters of Recommendation

Transcript

Other Upload


Maintain your list of resume accomplishments. Add or remove items to list only your most important. Your list should fit on a two-page resume.
[Generate Resume \(Word\) \(PDF\)](#)

Print QR code to my Digital Portfolio

FFA Degree Levels Achieved

Degree	Year Received	Save Degrees
Discovery	<input type="text"/>	
Greenhand	<input type="text"/>	
Chapter	<input type="text"/>	
State	<input type="text"/>	
American	<input type="text"/>	

Ag-Related Speech



- If you take Ag Chemistry, you will do this as a part of the class. If you do not take Ag Chem, you will need to complete this some other way

Ag-Related Speech



- Go to Journal
- Click FFA



AET Journal

Enrollment	Journal Entries	Participation Points	SAE Hours	Comm. Srv. Hrs.
Continuing 10th	15	5	4	0

Journals from this school year | [Scoreboard](#)

Edit/Review Entries

- Experience Manager (SAE)
- Review your Journal entries
- Student Portfolio

Add New Journal Entry

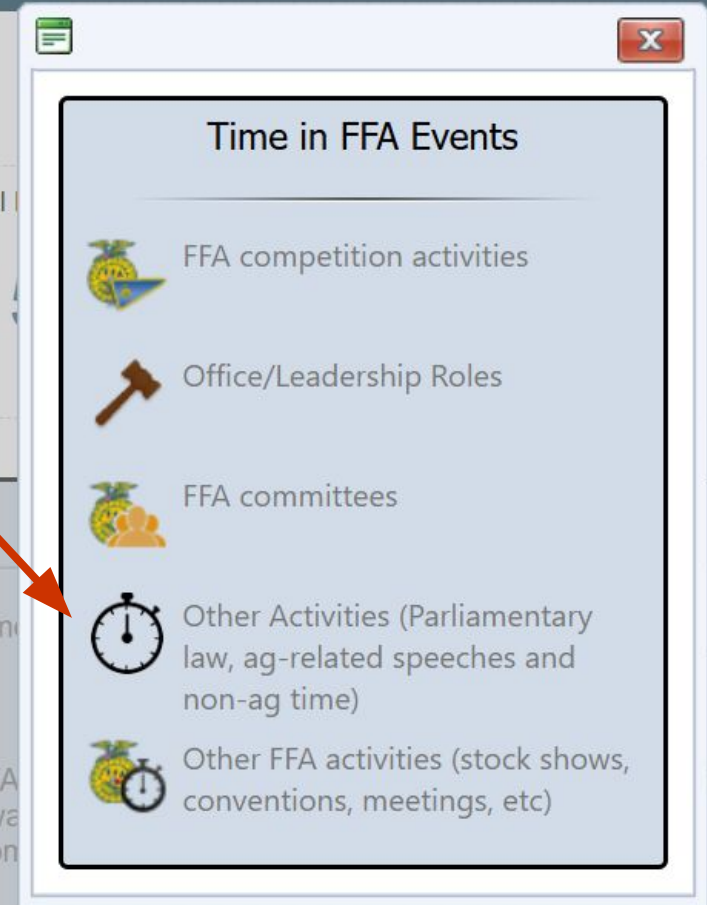
- Time in your SAE
- FFA (Camps, Competitions, Award, Offices, Committees)
- Classroom (General Learning)
- Career Preparation/Foundational Activities
- Community Service Activities

Chapter Toolbox

- Manage your Chapter's Strategic Plan and POA
- Chapter Meeting Manager (read-only)

Ag-Related Speech






- Click Other Activities



The screenshot shows a software interface with a dropdown menu titled "Time in FFA Events". The menu is open, displaying five options with corresponding icons. An orange arrow from the text "Click Other Activities" in the adjacent slide points to the "Other Activities" option. The background of the software interface includes tabs for "file", "Journal", and "Finances", and a table with columns for "Journal" and "E Hours".

Journal	E Hours
1	4



Time in FFA Events




-  FFA competition activities
-  Office/Leadership Roles
-  FFA committees
-  Other Activities (Parliamentary law, ag-related speeches and non-ag time)
-  Other FFA activities (stock shows, conventions, meetings, etc)

Ag-Related Speech



- Select the Date of your Speech

Date:	Category:
11/6/2025 	Other Activities 

Title or Subject:	<input type="text"/>
Type:	(Please Choose) 
Skill Areas:	 Add/Explore Skill Areas
Description: Check Spelling	<input type="text"/>
Time:	Hours <input type="text"/> + Minutes <input type="text"/>
Pictures: (optional, up to 5)	<input type="text"/> 

Save


Save / Enter Another

Ag-Related Speech



- Put the title of your speech in
 - *Ex: "Chemistry of Farming Avocados"*

Date:	Category:
<input type="text" value="11/6/2025"/>	<input type="text" value="Other Activities"/>



Title or Subject:	<input type="text"/>
Type:	<input type="text" value="(Please Choose)"/>
Skill Areas:	<input type="button" value="+ Add/Explore Skill Areas"/>
Description: Check Spelling	<input type="text"/>
Time:	Hours <input type="text"/> + Minutes <input type="text"/>
Pictures: <i>(optional, up to 5)</i>	<input type="text"/> <input type="button" value="Select"/>

Ag-Related Speech



- Choose *“Give a six-minute speech on an agriculturally related topic”*

Date:

11/6/2025

Category:

Other Activities

Title or Subject:

Chemistry of Farming Avocados

Type:

(Please Choose)

Skill Areas:

+ Add/Explore Skill Areas

Description:

[Check Spelling](#)

Time:

Hours

+ Minutes

Pictures:

(optional, up to 5)

Select

Save

Save / Enter Another

Ag-Related Speech



- Add at least 1 skill area that fits your speech or topic

Date: <input type="text" value="11/6/2025"/>	Category: <input type="text" value="Other Activities"/>
--	---

Title or Subject:	<input type="text" value="Chemistry of Farming Avocados"/>
Type:	<input type="text" value="Give a six-minute speech on an agriculturally"/>
Skill Areas:	<input type="button" value="+ Add/Explore Skill Areas"/>
Description: Check Spelling	<div style="border: 1px solid gray; height: 100px;"></div>
Time:	Hours <input type="text" value="0"/> + Minutes <input type="text" value="0"/>
Photos:	

Save

Ag-Related Speech



- Describe what you did in 2-3 complete sentences

Date: 11/6/2025	Category: Other Activities
---------------------------	--------------------------------------

Title or Subject:	Chemistry of Farming Avocados
Type:	Give a a six-minute speech on an agriculturally
Skill Areas:	<p>+ Add/Explore Skill Areas</p> <p>CRP.04.01 Speak using strategies that ensure clarity, logic, purpose and professionalism in formal and informal settings.</p> <p>PS.01.01 Determine the influence of environmental factors on plant growth.</p>
Description: Check Spelling	<div style="border: 1px solid gray; height: 100px;"></div>
Time:	Hours <input type="text" value="0"/> + Minutes <input type="text" value="0"/>
Photos:	

Save

Ag-Related Speech



- Log your time (at least 6 minutes)
- Hit Save

Date: 11/6/2025	Category: Other Activities
---------------------------	--------------------------------------

Title or Subject:	Chemistry of Farming Avocados
Type:	Give a a six-minute speech on an agriculturally
Skill Areas:	<p>+ Add/Explore Skill Areas</p> <p>CRP.04.01 Speak using strategies that ensure clarity, logic, purpose and professionalism in formal and informal settings.</p> <p>PS.01.01 Determine the influence of environmental factors on plant growth.</p>
Description: Check Spelling	<p>Today I gave a speech to my class on how Avocados are grown. I talked about the different steps necessary to prepare the soil and what equipment would be needed. I also described things that needed to be done during the growing season, like irrigation and fertilizers, as well as how they are harvested. I then answered some questions from the crowd.</p>
Time:	Hours 0 + Minutes 0
Photos:	

Save

Community Service



- In order to earn your chapter degree you must have at least 10 hours of community service logged, from two different types of activities
- Community Service activities cannot:
 - be counted for activity points
 - Benefit you, your sport, church, or anything you are a member of
 - Cannot raise money for something you are a member of

Community Service



- Go to Journal
- Click Community Service



AET Journal

Enrollment	Journal Entries	Participation Points	SAE Hours	Comm. Srv. Hrs.
Continuing 10th	15	5	4	0

Journals from this school year | [Scoreboard](#)

Edit/Review Entries

- Experience Manager (SAE)
- Review your Journal entries
- Student Portfolio

Add New Journal Entry

- Time in your SAE
- FFA (Camps, Competitions, Award, Offices, Committees)
- Classroom (General Learning)
- Career Preparation/Foundational Activities
- Community Service Activities

Chapter Toolbox

- Manage your Chapter's Strategic Plan and POA
- Chapter Meeting Manager (read-only)

Community Service



- Select the Appropriate Date
- Write the group served (Who benefited from your actions)

Date: <input type="text" value="11/6/2025"/>	Category: <input type="text" value="Community Service Activity"/>
--	---

Group that you served: <i>(not your FFA chapter!)</i>	<input type="text"/>
Skill Areas:	<input type="button" value="+ Add/Explore Skill Areas"/>
Activity / Description: Check Spelling	<input type="text"/>
Time:	Hours <input type="text"/> + Minutes <input type="text"/>
Pictures: <i>(optional, up to 5)</i>	<input type="text"/> <input type="button" value="Select"/>

Save

Save / Enter Another

Community Service



- Add at least 1 Skill Area
- Write a 2-3 sentence description of what you did **and** how it benefited people/community

Date: 11/6/2025	Category: Community Service Activity
---------------------------	--

Group that you served: <i>(not your FFA chapter!)</i>	<input type="text" value="The Salt Mine"/>
Skill Areas:	<div><input type="button" value="+ Add/Explore Skill Areas"/> CRP01.03 Identify and act upon opportunities for professional and civic service at work and in the community.</div>
Activity / Description: Check Spelling	<div>Today I went and volunteered at the Salt Mine. I helped sort food donations, and then we bagged items up into packages and handed them out to families in need.</div>
Time:	Hours <input type="text"/> + Minutes <input type="text"/>
Pictures: <i>(optional, up to 5)</i>	<input type="text"/> <input type="button" value="Select"/>

Save

Save / Enter Another

Community Service



- Enter the amount of Time you worked. If you did the same thing multiple times within a month, you can lump them all together in one entry, just make sure your description says the time frame you are talking about

Date:	Category:
<input type="text" value="11/6/2025"/>	<input type="text" value="Community Service Activity"/>

Group that you served: <i>(not your FFA chapter!)</i>	<input type="text" value="The Salt Mine"/>
Skill Areas:	<input type="button" value="+ Add/Explore Skill Areas"/> CRP.01.03 Identify and act upon opportunities for professional and civic service at work and in the community.
Activity / Description: Check Spelling	<p>Over the last 3 weekends I spent each Sunday at the Salt Mine. When I was there I helped with different things, including sorting food donations, putting together care packages, and handing out the food to families in need.</p>
Time:	Hours <input type="text" value="24"/> + Minutes <input type="text"/>
Pictures: <i>(optional, up to 5)</i>	<input type="text"/> <input type="button" value="Select"/>



How to Apply in AET

Log Into AET



- Click ***“Degree/Application Manager”***

Profile

Journal

Finances

Reports

AET Student Dashboard

Profile (view all)



Profile, Classes, and
Emergency Info ⓘ



Resume (Goals, success,
transcripts, letters, etc...) ⓘ



Explore SAE, Career
Exploration & Educational
Interest ⓘ



AET Online Exam Center ⓘ

Journal (view all)



Career Preparation /
Foundational Activities ⓘ



Experience Manager
(SAE) ⓘ



Review your Journal entries


Finances (view all)

Set up your SAEs to see tools here, or
choose "view all" above to get started.

Reports (view all)



Degree/Application Manager ⓘ



Click Drop Down Menu; Select AET Chapter Degree; Hit "Add New"



Application Manager

Degree/Application Manager


Important: View below for available applications. Also, view this area for important updates or changes as they are released.

Use the resources on this page to review your AET records (if apply), add FFA applications appropriate to your state, and review your application details on this page. Also, be sure and review your "submission list & feedback" to monitor your progress of online awards.

[FFA Award Information](#) - complete your FFA information that automatically inserts into FFA award reports

[Submission Lists & Feedback](#)

Start a new application by choosing from this dropdown menu:

AET Chapter Degree 

Add New

There are no existing Applications. Click "Add New" to create one.

Open the Application



Degree/Application Manager


Important: View below for available applications. Also, view this area for important updates or changes as they are released.

Use the resources on this page to review your AET records (if apply), add FFA applications appropriate to your state, and review your application details on this page. Also, be sure and review your "submission list & feedback" to monitor your progress of online awards.

[FFA Award Information](#) - complete your FFA information that automatically inserts into FFA award reports

[Submission Lists & Feedback](#)

Start a new application by choosing from this dropdown menu:

ACRS21 High School Certificate 

[Add New](#)

Generate/Edit Application	Unique #	Application Type	Date Created	
Application	1524218	AET Chapter Degree California FFA Chapter Degree	11/6/2025	Delete

Go to the Membership Check Tab



Lincoln

<-- Return to App Mgr

Instructions

Cover

Membership Check

Supporting Records

Skills, Comp., Knowledge

Earned & Prod. Invested

Checklist

Save a New Version #

<-- Chapter Account

Go to FFA.org

Go to AET

Student Help

Teacher Help

AET Classroom

Ask AET a Question


Sign Off

MEMBERSHIP ELIGIBILITY CHECK

Special Notes for this page:

- Most students can validate their membership history eligibility with a single FFA Member Number using this screen.
- If your membership history involves transfers to other Chapters and additional FFA Member Numbers, you can look up additional membership records below by referencing your prior ChapterID and FFAID.
- If you need membership assistance call: 1-888-332-2668 and select option 3.

FFA Chapter ID from the Cover Page CA0130	FFA Member Number from the Cover Page [REDACTED]	Certificate and Roster Name from the Cover Page [REDACTED]
Membership months required for this Award/Degree 12	Membership months shown below, up to 12/31/2025 14 - MET	Is a member for the ending date of this application (12/31/2025) MET

 Refresh Membership Data

School Year	FFAID	Chapter	Type	Name
2025-2026	[REDACTED]	CA0130 - Lincoln FFA	One Year	[REDACTED]
2024-2025	[REDACTED]	CA0130 - Lincoln FFA	One Year	[REDACTED]

If you have additional membership history to add to this table, please specify the ChapterID and FFAID here:

ChapterID of other membership record	FFA Member Number of other membership record	<input type="button" value="Lookup"/>
[REDACTED]	- -	

Refresh Membership Data



Lincoln

<-- Return to App Mgr

Instructions

Cover

Membership Check

Supporting Records

Skills, Comp., Knowledge

Earned & Prod. Invested

Checklist

Save a New Version #

<-- Chapter Account

Go to FFA.org

Go to AET

Student Help

Teacher Help

AET Classroom

Ask AET a Question


Sign Off

MEMBERSHIP ELIGIBILITY CHECK

Special Notes for this page:

- Most students can validate their membership history eligibility with a single FFA Member Number using this screen.
- If your membership history involves transfers to other Chapters and additional FFA Member Numbers, you can look up additional membership records below by referencing your prior ChapterID and FFAID.
- If you need membership assistance call 1-888-332-2668 and select option 3.

FFA Chapter ID from the Cover Page CA0130	FFA Member Number from the Cover Page [REDACTED]	Certificate and Roster Name from the Cover Page [REDACTED]
Membership months required for this Award/Degree 12	Membership months shown below, up to 12/31/2025 14 - MET	Is a member for the ending date of this application (12/31/2025) MET

 Refresh Membership Data

School Year	FFAID	Chapter	Type	Name
2025-2026	[REDACTED]	CA0130 - Lincoln FFA	One Year	[REDACTED]
2024-2025	[REDACTED]	CA0130 - Lincoln FFA	One Year	[REDACTED]

If you have additional membership history to add to this table, please specify the ChapterID and FFAID here:

ChapterID of other membership record	FFA Member Number of other membership record	Lookup
[REDACTED]	- -	[REDACTED]

Go to the Supporting Records Tab



Lincoln

<-- Return to App Mgr

Instructions

Cover

Membership Check

Supporting Records

Skills, Comp., Knowledge

Earned & Prod. Invested

Checklist

Save a New Version #

<-- Chapter Account


Go to FFA.org

Go to AET

Student Help

BASIC SETUP

Special Notes before you begin this page:

-  Video for Students
- Use the Tab key to go to the next cell that will accept entries.

I. DATES FOR THIS APPLICATION	Beginning Date	Ending Date
The Beginning Date is the start of your first eligible Agricultural Education course. The Ending Date is 5/31 of the year prior to submitting your application.	7/1/2024 <small>(Enter as mm/dd/yyyy)</small>	5/31/ 2025

II. SAE TYPES	Checkmark all that apply
Checkmark all types of SAEs from your time in Ag <i>Application pages will appear if applicable to your SAE</i>	<input checked="" type="checkbox"/> Foundational <input type="checkbox"/> Research <input checked="" type="checkbox"/> Placement <input type="checkbox"/> Entrepreneurship

Change Ending Date to end of current school year. When you click off, be sure to hit **OK**



www.theaet.com says

Are you sure you want to change the dates of this application?

OK Cancel

Finances Reports | [Visit FFA.org](https://www.ffa.org)

Degree/Application Manager

Lincoln

<-- Return to App Mgr

Instructions

Cover

Membership Check

Supporting Records

Skills, Comp., Knowledge

Earned & Prod. Invested

Checklist

Save a New Version #

<-- Chapter Account

Go to FFA.org

Go to AET

Student Help

Teacher Help

BASIC SETUP

Special Notes before you begin this page:

- Video for Students
- Use the Tab key to go to the next cell that will accept entries.

I. DATES FOR THIS APPLICATION	Beginning Date	Ending Date
The Beginning Date is the start of your first eligible Agricultural Education course. The Ending Date is 5/31 of the year prior to submitting your application.	7/1/2025 <small>(Enter as mm/dd/yyyy)</small>	5/31/ 2026

II. SAE TYPES	Checkmark all that apply
Checkmark all types of SAEs from your time in Ag <i>Application pages will appear if applicable to your SAE</i>	<input checked="" type="checkbox"/> Foundational <input type="checkbox"/> Research <input type="checkbox"/> Placement <input type="checkbox"/> Entrepreneurship

Go to Checklist, make sure all items are green "Met" or "Verify in Records"



Earned & Prod. Invested

Checklist ←

Save a New Version #

- ← Chapter Account
- Go to FFA.org
- Go to AET
- Student Help
- Teacher Help
- AET Classroom
- Ask AET a Question
- Sign Off

Basic Requirements				
10	MET	Student has FFA membership for at least 12 months?	FFA Membership (Award App)	Membership Check
15	MET	Student basic profile is complete (100%)?	Cover Page	Profile
29	MET	Student holds the FFA Greenhand Level Degree?	A. Student Resume (Profile)	AET Resume
50	MET	Candidate has a current membership for the ending date of this application?	FFA Membership (Award App)	Membership Check
80	MET	Candidate must have 2 semesters of instruction in AFNR completed and recorded in the school's official records.	AET Profile Class Enrollment	Profile
Leadership Activity Requirements				
130	MET	Has given (1) an ag-related speech, or (2) led a group discussion for forty minutes, on a topic relating to agriculture or the FFA?	E. Other (Journal)	See Other Journal < Agriculture Speech
151	Verify in Records	Participated in a minimum of 1 different FFA activities at the chapter level (Be sure and check your state's degree details on activities)? (Your value: 13)	E. FFA Activities (Journal)	Competitions Other FFA
170	NOT MET	Participated in 10 hours of Community Service Activities in at least 2 different fully-described activities that DID NOT BENEFIT FFA and NOT DUPLICATED AS AN SAE? (Your values: 0.00 hrs, 0 activities)	E. Comm. Service (Journal)	AET Journal
SAE Activity Requirements				
201	MET	All SAE Plans are complete, which is noted by "green" check mark	F. SAE Plan	Non-Current SAE Plans
260	MET	Candidate has valid financial entries and no SAE warnings reported by AET?	AET Experience Manager	Experience Manager
Verify in SAE Records				
1117	Verify in Records	Student must have a 2.0 scholastic record in an agricultural	Teacher verification of student meeting	

When Checklist is done; Save your Application



Lincoln

<-- Return to App Mgr

Instructions

Cover

Membership Check

Supporting Records

Skills, Comp., Knowledge

Earned & Prod. Invested

Checklist

Save a New Version #



SAVE A NEW VERSION

Steps to Submit an Application:

- Use this screen to save your completed application and/or print a PDF if desired.
- See below for the most recent version of this application generated by the Degree/Application Manager.
- Follow your local, regional, and state rules and requirements for submission of the application.
- Altering the application may result in disqualification.

Most Recent Versions Generated/Saved

Version #	Date Saved (CST)	# Checklist Not-Mets	Get PDF
2111019	11/4/2025 8:25:55 PM	0	<input type="button" value="Get PDF"/>

<-- Chapter Account

Go to FFA.org

Go to AET

Student Help

Teacher Help

AET Classroom

Ask AET a Question

Come to the December Chapter Meeting!



- Lincoln FFA Awards Chapter Degree Recipients at the December Chapter Meeting
- If you attend, you will get your certificate, and Chapter Degree Pin!